

REFERENCE:



PURCHASE ORDER FORMAT



BILLING ADDRESS

Date: DAY MONTH YEAR

First Name: Last Name:

Address:

E-mail: Phone Number:

Country: State: City: Zip Code:



PAYMENT OPTIONS



SHIPPING ADDRESS

First Name: Last Name:

Address:

E-mail: Phone Number:

Country: State: City: Zip Code:



MINIMUM PURCHASE ORDER

USA / AUSTRALIA / INTERNATIONAL \$200.00 USD

*Shipping rate will be provided by your sales consultant
*All international shipments are done though



DELIVERY DATE

REGULAR ITEMS: Once your order is received, we will process and have your order ready within 24 and 48 hrs. Your order will then be shipped as soon as payment is received.

CUSTOMIZED ITEMS As they are unique, if you order customized jewelry pieces, we ask that you kindly wait 7 to 11 business days while these items are manufactured.

KID'S RING SIZES		WOMEN'S RING SIZES		MEN'S RING SIZES		MAIN BANGLE SIZES FOR WOMEN'S			
USA	AUS	USA	AUS	USA	AUS		SIZE	INCHES	CM
1	B	6	L-½	9	S	WOMEN	#7	3"	7.62 cm
2	D	7	O	10	T-½	WOMEN	#6	2.75	6.98
3	F	8	Q	11	V-½	WOMEN	#5	F	F
4	H	9	S	12	Y	YOUNG GIRL'S	#4	H	H
5	J-½	10	T-½			YOUNG GIRL'S	#3	J-½	J-½
6	L-½					BABY	#2	L-½	L-½



E-mail us this information to jouxbe@hotmail.com and a sales consultant will be assigned to attend you. Don't forget to add all your business information including shipping address.



ITEM CODE	PAGE NUMBER	AMOUNT	SIZES
-----------	-------------	--------	-------





1			
2			
3			
4			
5			
10			
11			
12			
13			
14			
15			
16			
17			
18			
19			
20			
21			
22			
23			
24			
25			
26			
27			
28			
29			
30			
31			



ITEM CODE	PAGE NUMBER	AMOUNT	SIZES
-----------	-------------	--------	-------

56			
57			
58			
59			
60			
61			
62			
63			
64			
65			
66			
67			
68			
69			
70			
71			
72			
73			
74			
75			
76			
77			
78			
79			
80			
81			
82			

			
ITEM CODE	PAGE NUMBER	AMOUNT	SIZES
32			
33			
34			
35			
36			
37			
38			
39			
40			
41			
42			
43			
44			
45			
46			
47			
48			
49			
50			
51			
52			
53			
54			
55			

			
ITEM CODE	PAGE NUMBER	AMOUNT	SIZES
83			
84			
85			
86			
87			
88			
89			
90			
91			
92			
93			
94			
95			
96			
97			
98			
99			
100			
101			
102			
103			
104			
105			
106			

THANKS FOR YOUR PURCHASE ;)



FINGER METER

1. Print the page on a sheet of A4 paper and cut out the "measurer".
2. Cut the dotted line and insert the end of the meter through the slot.
3. Wrap around your finger displaying the sizes.
4. Adjust the measurer on the widest part of your finger.
5. Tighten until it fits your finger. The ring size will be shown on the side of the slot.

